

PUTTING THE AIRLINER TOGETHER

Airliner
Technology that Delivers

BY
Coldpack

INFLATION

1



Unfold and lay flat with the valve facing up.

2



Insert the inflation device - hand pump or air nozzle - and hold the valve tight around the nozzle.
When "popping" sound ends, immediately remove nozzle.

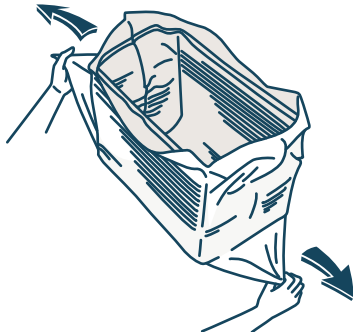
3



Press the lower part of the valve chamber to **completely** close.

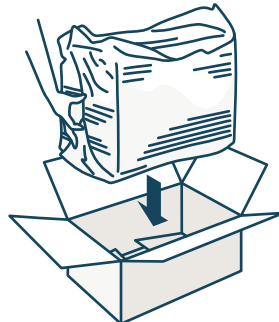
INSERTION

1



Pull the bottom gussets outward and upward.

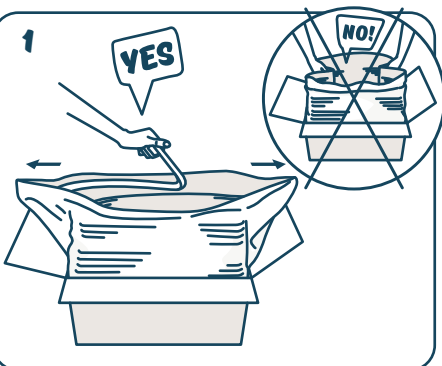
2



Insert the Airliner in the corrugated box.

PACKING (Tape Closure)

1




Remove the adhesive liner and pull the gussets outward.



Bring the flaps together, press down and fold the gussets on top.

3



Close and tape box.

